



Enrollment Policy in Flemish Primary Schools in Brussels

Dimokritos Kavadias
Local Coordination Platform –
Primary Flemish Education
Brussels Capital Area

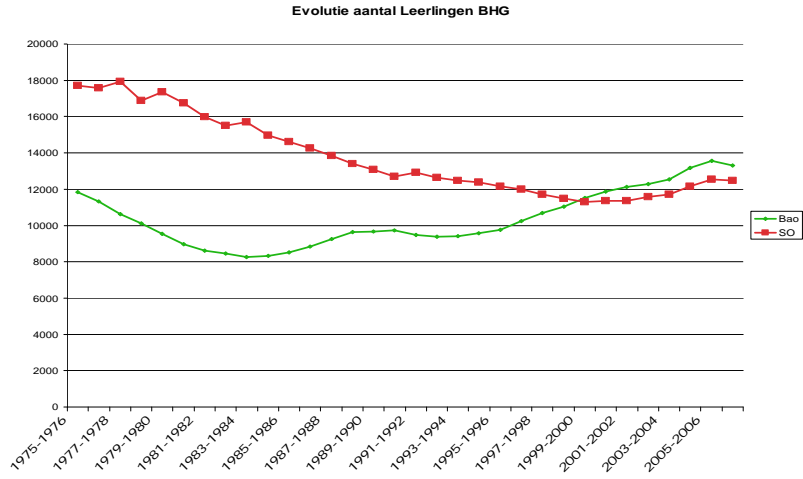


Historical & Institutional Context

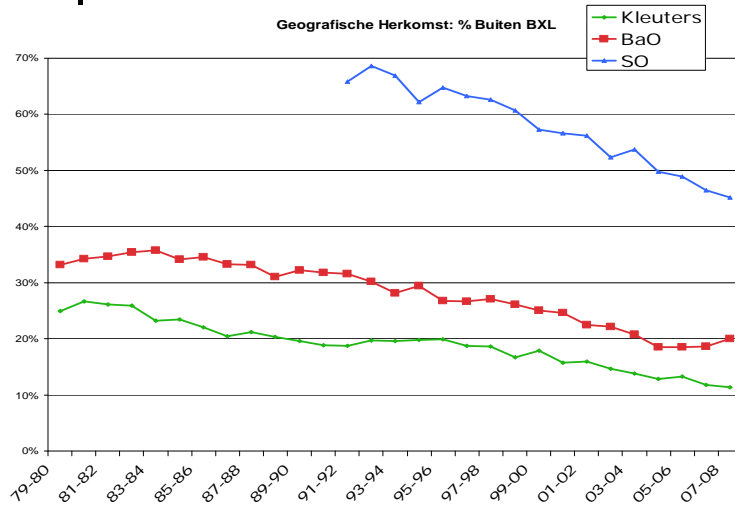
- 1 Region with 2 Communities
 - 1963: Brussels as a bi-lingual area & language at home was language of schooling
 - 1971: Free choice of the Head of Household
 - & - Expansion of N Flemish schools in Brussels
 - In 1970's: expansion of number of pupils
 - In 1980's: decrease due to social-demographic changes
 - New expansion starting in the 1990's

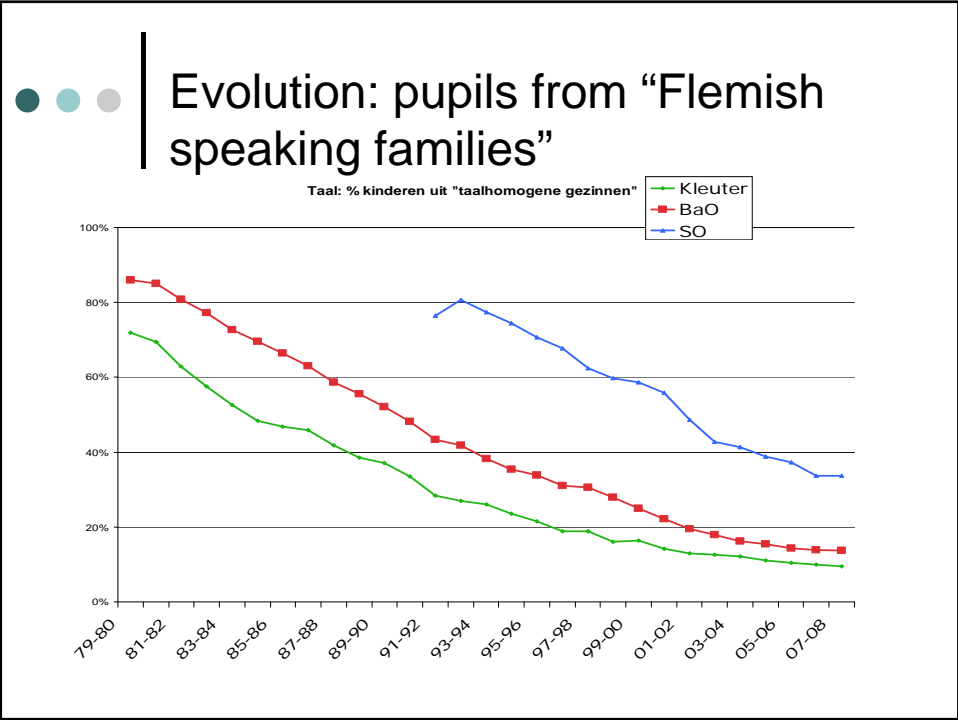
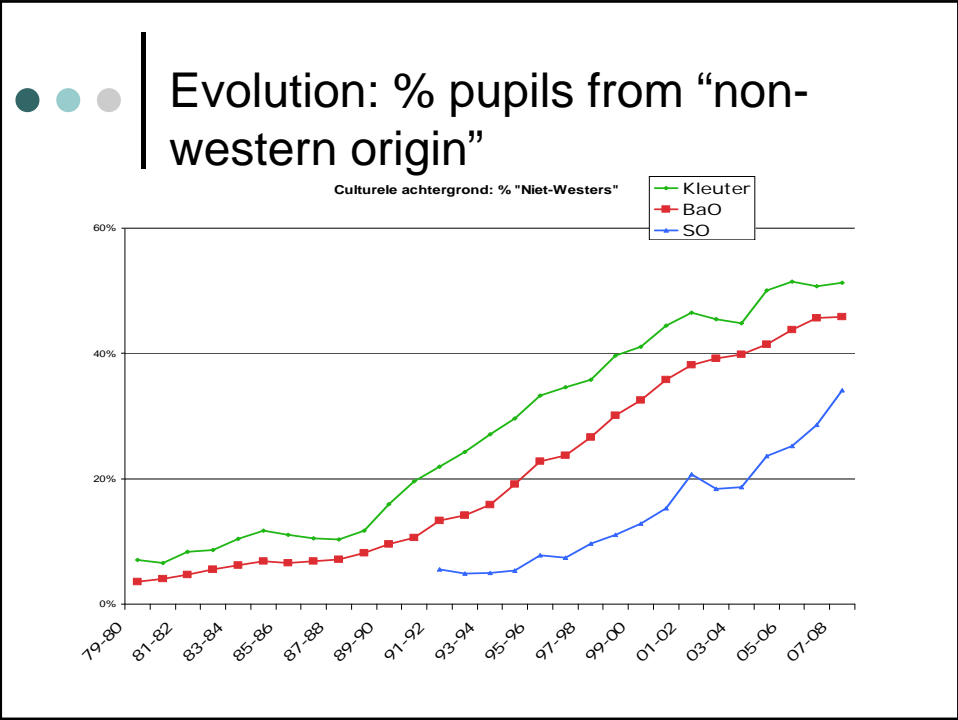


Evolution of number of pupils



Geographical Area of origin: % from outside Brussels







Current Situation

Brussels now:

- 276 French Kintergarten & Primary schools
106 French secondary schools
- 120 Flemish Kintergarten & Primary schools
43 secondary schools



Enrollment Procedure

1° Wihtin the Brussels Concertation Platform:

Agreements for all schools for 4 years

2° Rules: 3 periods of enrollment

- January: Enrollment of Brothers / Sisters
- March: Enrollment of FL (45%)/GOK [Pupils falling in Equal Opportunities category] (30%)
- May: Enrollment of Rest



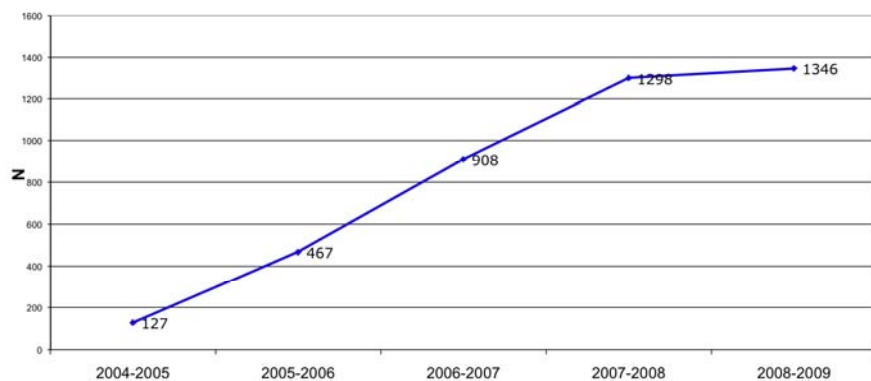
Problems

- 2 logics for enrollment procedure
Equal Opportunities <> absolute Priority for Flemish parents
- Restricted Capacity of Flemish schools lead to refusals



Registered Refusals

N registered refusals





Demographic evolution Stacked

Bevolkingsevolutie Brussels Hoofdstedelijk Gewest

